



PRESENTATION SKILL

MAE Project – 2/2015



PROGRESS VIDEOS

Every group made a good progress!

The image features a solid black background. At the top, there is a decorative, wavy border with a color gradient. From left to right, the colors transition from a warm orange-red to a bright yellow, then to a vibrant green, and finally to a light blue on the far right. The waves of the border are smooth and fluid, creating a sense of movement.

ONCE UPON A TIME




ONCE UPON A TIME
IN A ROOM FAR AWAY




IN A ROOM FAR AWAY

THERE ARE FIVE AND A ONE

THERE ARE FIVE AND A ONE



THERE ARE FIVE AND A ONE



บังเอิญอยู่ในห้องตอนนั้น



TRAIN THE YOUNG ONES
PRESENTATION SKILL, WE MUST.

LECTURE

OR

PRACTICE

?



LECTURE

OR

PRACTICE

FIRST

?





PRACTICE > YOUTUBE 1-3 (SEM1)

LECTURE > TODAY

PRACTICE > YOUTUBE 4-5 (SEM2)

The image features a solid black background. At the top, there is a decorative, wavy border with a color gradient. From left to right, the colors transition from a warm orange-red to a bright yellow, then through green, and finally to a light blue on the far right. The text "PRESENTATION IS ..." is centered horizontally in the middle of the black area.

PRESENTATION IS ...



PRESENTATION IS ...

BASED ON WORK!

Good presentation on bad work is still bad



PRESENTATION IS ...

A SKILL

Practice, practice, practice.



PRESENTATION IS ...

AN ART

Guidelines, not rules.



PRESENTATION IS ...

- 1. BASED ON WORK**
- 2. A SKILL**
- 3. AN ART**



PRESENTATION IS ...

1. BASED ON WORK

2. A SKILL

3. AN ART > GUIDELINES



PRESENTATION GUIDELINES

A small lecture



**SHOW,
DON'T TELL**

Show what you want to emphasize.



[play – 1:33]



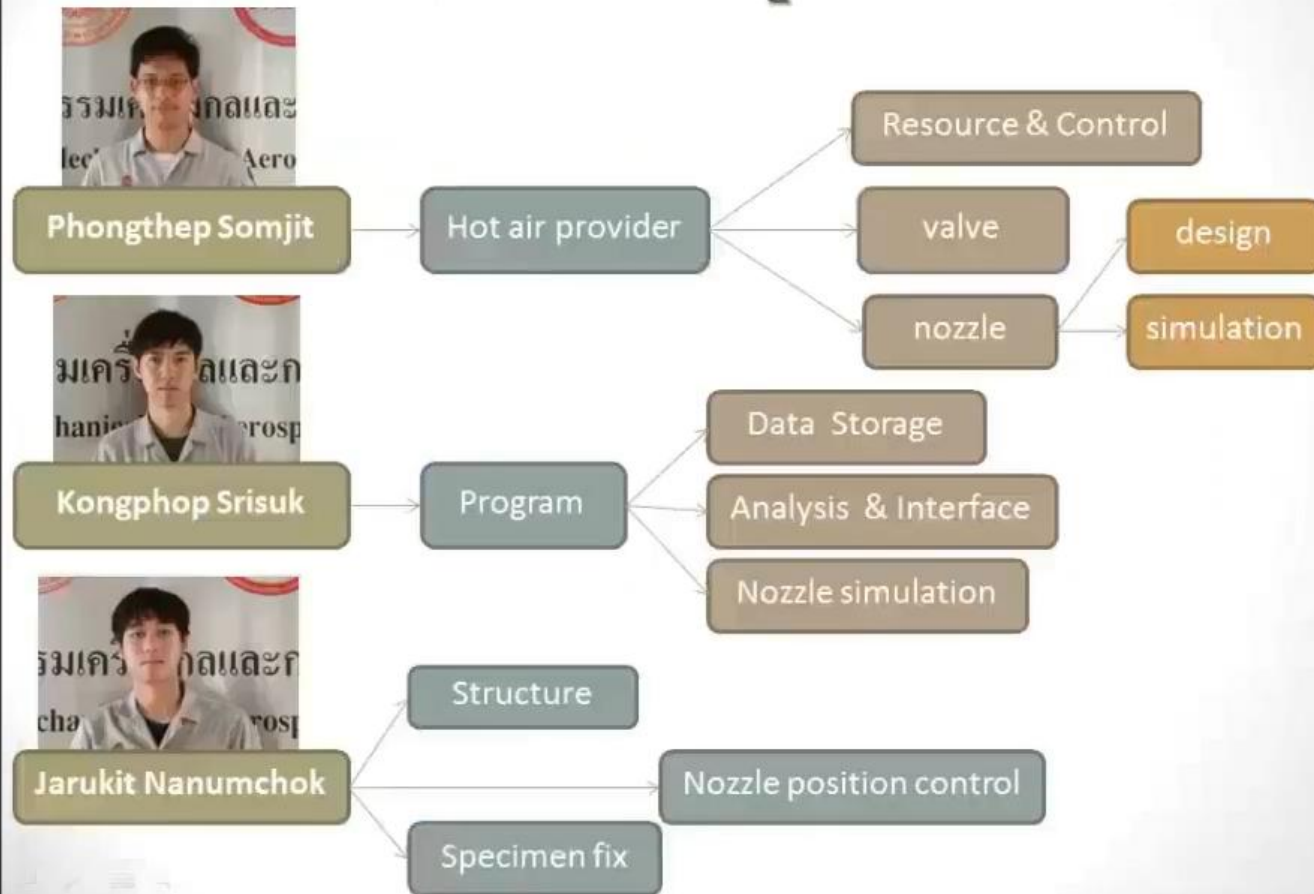
[play – 0:45]



HAVE A STORY

Make a connection in your presentation

Each member responsibilities



Progress#2



[play – 0:43]



Basic Structure

- 1. Setup**
- 2. Conflict**
- 3. Build-up**
- 4. Climax**
- 5. Resolution**

Other Connections

- **Timeline (weak)**

Other Connections

- **Timeline (weak)**
- **Expectation
& Surprise!**

Other Connections


- **Timeline (weak)**
- **Expectation
& Surprise!**
- **Logic**



ASK YOURSELF

“SO WHAT?”

A simple question after every sentence.



[play – 0:45]



GUIDELINES SUMMARY

1. **Show**, don't tell
2. Have a **story**
3. Ask yourself **“so what?”**



VIDEO PROGRESS 4-5 INSTRUCTION

It is about presentation more than progress

INSTRUCTION

- **Hand them in like Videos 1-3, same format**
- **Deadlines**
 - **Video 4: Feb 5**
 - **Video 5: April 8**
- **Scores based on presentation skill, not progress.**
- **You are allowed to use past progress**

INSTRUCTION

- **Video 4 – Have a story.**
 - **Don't list all your progress/work**
 - **Focus on something worth giving attention to**
- **Video 5 – *Your* contribution.**
 - **You are not allowed to use other people's work/plot/picture/etc.**
 - **If you build something, show it.**
 - **If you experiment/simulation, show data and conclusion from *your* work.**